



# LITHIONICS BATTERY®

LITHIUM ION IRON PHOSPHATE BATTERY SYSTEMS



MODEL NUMBER:  
GTX51V110A-E2707-DIN-12HK

EXTERNAL BMS  
VERSION



**EXTERNAL BMS REQUIRED**

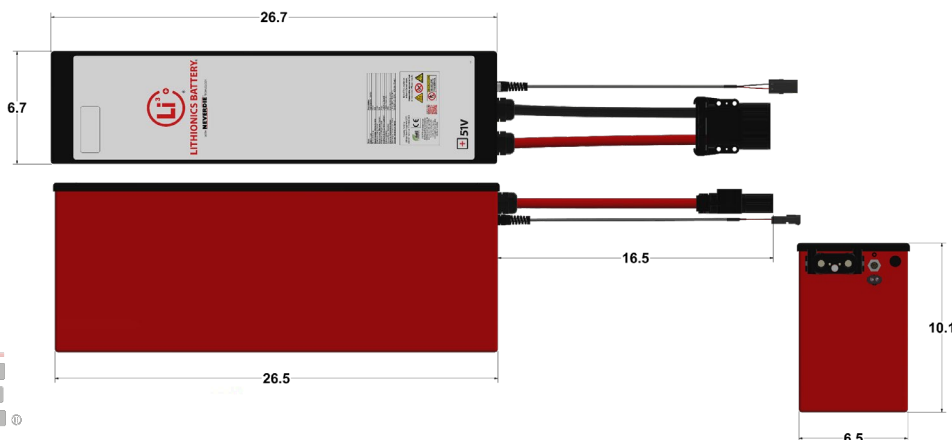
**BMS SOLD SEPARATELY. SEE BMS DATA SHEET PROVIDED BY LITHIONICS BATTERY®.**

Item	Description	
Model	GTX51V110A-E2707-DIN-12HK	
Nominal Voltage	51.2	
Nominal Capacity	110	
Nominal Watt Hours	5632	
Internal Resistance	<8mΩ	
<b>Charge</b>		
Charging temperature range	32F/0C to 131F/55C OR -4F/-20C with Heater Kit	
Charge voltage	57.6	
Recommended float charge voltage(for standby use)	53.6	
Recommended charge current*	50	
Allowed max charge current*	100	
<b>Discharge</b>		
Discharging temperature range	-4F/-20C to 131F/55C	
Operating Voltage Range	46.4 to 53.6	
Recommended discharge current*	50	
Max discharge current*	200	
Pulse discharge current	1000	
Discharge cut-off voltage	NeverDie® Power Reserve @ 48.00 Low-Voltage Cut-Off @46.4	
<b>Mechanical</b>		
Dimensions	Length 26.7" Width 6.7" Height 10.1"	
Weight	Approx. 98lbs (44.5kg)	
<b>Storage</b>		
Storage Temperature & Humidity Range	< 1 Month	-4~95°F (-20~35°C), 45~75%RH
	< 3 Months	14~86°F (-10~30°C), 45~75%RH
	Recommended	59~95°F (15~35°C), 45%RH~75%RH
Long Term Storage	If the battery needs to be stored for > 3 months the voltage should be 52.8V (50%SOC), and stored at the recommended storage specifications shown above. Additionally, the battery needs at least one charge & discharge cycle every six months.	
Self-discharge rate	Residual capacity	≤3% per month; ≤15% per year
	Reversible	≤1.5%per month; ≤8% per year

\* Maximum charging and discharging rates apply depending upon the ambient temperature and duty cycle of the system. UL1973 tests of maximum charge and discharge current were performed at 25°C/77°F



**NEVERDIE®**



ENERGY

**110 AMP HOURS**

**PULSE AMPS: 1000 (1 SEC)**

**5632 WATT-HOURS**

**WARNING**

1. LITHIUM BATTERIES ARE NOT DESIGNED FOR CHARGING IN SUB-FREEZING TEMPERATURES. CONTACT LITHIONICS BATTERY® FOR DETAILS ON OUR COLD WEATHER PACKAGE.
2. INSTALLATION: IT IS RECOMMENDED THAT BATTERIES BE INSTALLED CABLE OR TERMINAL SIDE UP.

NOTE: CONTACT LITHIONICS BATTERY® FOR A USER INSTALLATION GUIDE & STORAGE PROCEDURES. FOLLOW THE GUIDE TO ENSURE FITNESS OF USE & WARRANTY.

**51V**  
GTX  
SERIES