

LITHIONICS BATTERY®

LITHIUM-ION IRON PHOSPHATE BATTERY SYSTEMS



MODEL NUMBER:
GTX12V630A-E2112-CS200


Bluetooth® APP, UL Listed Internal Heater, Fireproof Enclosure, RV-C CANbus Telemetry, Remote Switch, NeverDie® Reserve Energy, Battery Life Recorder.



INTERNAL BMS
VERSION



Wireless Battery Monitoring via
Lithionics Battery® Monitor App



Application Note: Compatible with a Maximum Inverter Size of 3000 Watts. Do Not Connect to Larger Inverters or to Parallel-Connected Inverters. 3000W inverters must follow Published/Approved Installation Guides on the Resources/Support page of our website.

Item	Description	
Model	GTX12V630A-E2112-CS200	
Nominal Voltage	12.8V	
Nominal Capacity	640Ah	
Nominal Watt Hours	8192Wh	
Internal Resistance	<3mΩ	
NOTE: Battery may not be connected in series to make 24 volts or higher.		
Charge		
Charging temperature range	32F/0C to 131F/55C OR -4F/-20C with Heater Kit	
Charge voltage	14.4V	
Recommended float charge voltage(for standby use)	13.4-13.6V	
Recommended charge current*	150A	
Maximum charge current*	200A	
Discharge		
Discharging temperature range	-4F/-20C to 131F/55C	
Operating Voltage Range	10.4-13.4V	
Recommended discharge current*	150A	
Maximum discharge current*	230A	
Pulse discharge current (1 second)	1200A	
Discharge cut-off voltage	NeverDie® Power Reserve @ 12.0V Low-Voltage Cut-Off @10.4V	
Mechanical		
Dimensions	Length 20.4" Width 12.0" Height 10.7"	
Mounting Orientation	Upright position only (terminals up)	
Weight	Approx. 128lbs (58.0kg)	
Terminal Bolt Size	M8-1.25x14mm	
Storage		
Storage Temperature & Humidity Range	< 1 Month	-4~95°F (-20~35°C), 45~75%RH
	< 3 Months	14~86°F (-10~30°C), 45~75%RH
Recommended storage	59~95°F (15~35°C), 45%RH~75%RH	
Long Term Storage	If the battery needs to be stored for > 3 months the voltage should be 13.2V (50%SOC), and stored at the recommended storage specifications shown above. Additionally, the battery needs at least one charge & discharge cycle every six months.	
Self-discharge rate	Residual capacity	≤3% per month; ≤15% per year
	Reversible capacity	≤1.5%per month; ≤8% per year

* Maximum charging and discharging rates apply depending upon the ambient temperature and duty cycle of the system. ULI973 tests of maximum charge and discharge current were performed at 25°C/77°F



30% Smaller than 6 x 100Ah Group31 Batteries, with Extra 30Ah to Spare!

INTERNAL NEVERDIE® BMS FEATURES

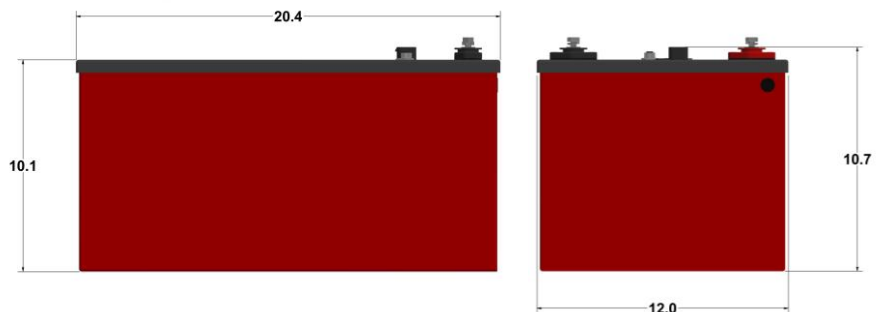
- NeverDie® Power Reserve (Spare Fuel) for Hotel Loads and Engine Cranking
- Over-Charge, Over-Discharge and Short-Circuit Protection (LVC, HVC, SCC)
- Low/High Temperature Charge/Discharge Protection
- Internal Heating Kit: Permits Charging as low as -20C/-4F
- Pushbutton On/Off switch for Safety and Storage
- Battery Gauge and Status Codes for Health Monitoring
- Bluetooth wireless telemetry with Lithionics Battery iOS and Android app
- CANbus telemetry in the RVIA RV-C format (M12)
- An alternator Field Control Circuit (FCC) (AMPSEAL8)
- Remote LED illuminated On/Off Power switch (AMPSEAL8)

ENERGY

640 AMP HOURS

PULSE AMPS: 1200 (1 SEC)

8192 WATT-HOURS



PART NUMBER:
75-H1FBR-CS2 Ampseal 8 Harness Kit

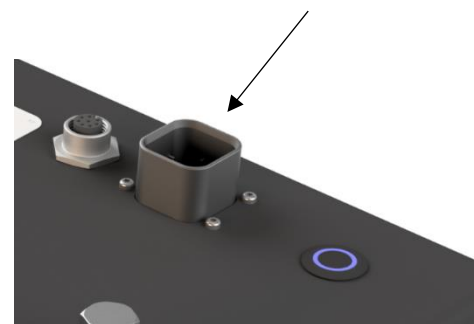
EXTERNAL
ACCESSORIES



Feature	Description
FCC	Alternator Field Control Circuit
Remote Reset Switch	Illuminated Remote Momentary Power Switch

About the AMPSEAL-8 Connector

The mating Ampseal 8 connector kit is designed for use with any battery equipped with the NeverDie® Compact Series 200 Internal Battery Management System (BMS). The 8 pin Ampseal connector is located on the top of the battery and is used to access the BMS's ported features. This allows implementation of the combination of BMS functions listed above. Mating cable extensions are optional and available separately per the part numbers listed below.



Optional Mating Extensions:		
Part Number	Model	Description
75-224-196	Illuminated Remote Reset	M8 Connector to Illuminated Remote Switch, 16ft Length

Note: Contact factory regarding mating connections for CANBus feature.