

# LITHIONICS BATTERY®

LITHIUM-ION IRON PHOSPHATE BATTERY SYSTEMS



MODEL NUMBER:  
**GTX12V630A-E2112-CS200**

Designed with Bluetooth® Wireless Monitoring,  
Internal Heater Kit, Aluminum Alloy Enclosure



INTERNAL BMS  
VERSION



Wireless Battery Monitoring via  
Lithionics Battery® Monitor App



Application Note: Compatible with a Maximum Inverter Size of 3000 Watts. Do Not Connect to Larger Inverters or to Parallel-Connected Inverters.

Item	Description
Model	GTX12V630A-E2112-CS200
Nominal Voltage	12.8V
Nominal Capacity	630Ah
Nominal Watt Hours	8064Wh
Internal Resistance	<3mΩ
<b>Charge</b>	
Charging temperature range	32F/0C to 131F/55C
Charge voltage	14.4V
Recommended float charge voltage(for standby use)	13.4-13.6V
Recommended charge current*	150A
Maximum charge current*	200A
<b>Discharge</b>	
Discharging temperature range	-4F/-20C to 131F/55C
Operating Voltage Range	10.4-13.4V
Recommended discharge current*	150A
Maximum discharge current*	230A
Pulse discharge current (1 second)	1200A
Discharge cut-off voltage	NeverDie® Power Reserve @ 12.0V Low-Voltage Cut-Off @10.4V
<b>Mechanical</b>	
Dimensions	Length 20.3" Width 12.3" Height 10.6"
Mounting Orientation	Upright position only (terminals up)
Weight	Approx. 128lbs (58.0kg)
Terminal Bolt Size	M8-1.25x14mm
<b>Storage</b>	
Storage Temperature & Humidity Range	< 1 Month -4~95°F (-20~35°C), 45~75%RH < 3 Months 14~86°F (-10~30°C), 45~75%RH Recommended storage 59~95°F (15~35°C), 45%RH~75%RH
Long Term Storage	If the battery needs to be stored for > 3 months the voltage should be 13.2V (50%SOC), and stored at the recommended storage specifications shown above. Additionally, the battery needs at least one charge & discharge cycle every six months.
Self-discharge rate	Residual capacity ≤3% per month; ≤15% per year Reversible capacity ≤1.5%per month; ≤8% per year

\* Maximum charging and discharging rates apply depending upon the ambient temperature and duty cycle of the system. UL1973 tests of maximum charge and discharge current were performed at 25°C/77°F



30% Smaller than 6 x 100Ah Group31  
Batteries, with Extra 30Ah to Spare!

## INTERNAL NEVERDIE® BMS FEATURES

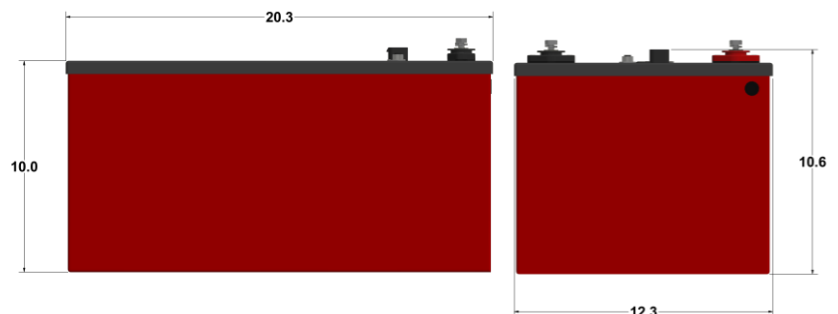
- NeverDie® Power Reserve (Spare Fuel) for Hotel Loads and Engine Cranking
- Over-Charge, Over-Discharge and Short-Circuit Protection (LVC, HVC, SCC)
- Low/High Temperature Charge/Discharge Protection
- Internal Heating Kit: Permits Charging as low as -20C/-4F
- Pushbutton On/Off switch for Safety and Storage
- Battery Gauge and Status Codes for Health Monitoring
- Bluetooth wireless telemetry with Lithionics Battery iOS and Android app
- CANbus telemetry in the RVIA RV-C format (M12)
- An alternator Field Control Circuit (FCC) (AMPSEAL8)
- Remote LED illuminated On/Off Power switch (AMPSEAL8)

ENERGY

630 AMP HOURS


PULSE AMPS: 1200 (1 SEC)

8064 WATT-HOURS



PART NUMBER:  
**75-H1FBR-CS2** Ampseal 8 Harness Kit

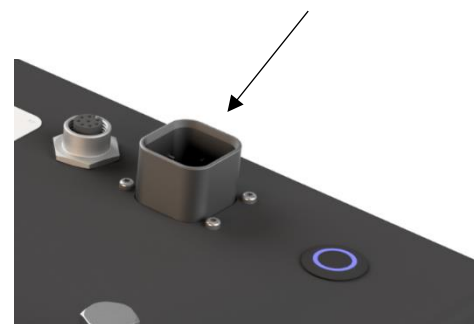
EXTERNAL  
ACCESSORIES



Feature	Description
FCC	Alternator Field Control Circuit
Remote Reset Switch	Illuminated Remote Momentary Power Switch

### About the AMPSEAL-8 Connector

The mating Ampseal 8 connector kit is designed for use with any battery equipped with the NeverDie® Compact Series 200 Internal Battery Management System (BMS). The 8 pin Ampseal connector is located on the top of the battery and is used to access the BMS's ported features. This allows implementation of the combination of BMS functions listed above. Mating cable extensions are optional and available separately per the part numbers listed below.



Optional Mating Extensions:		
Part Number	Model	Description
75-224-196	Illuminated Remote Reset	M8 Connector to Illuminated Remote Switch, 16ft Length

*Note: Contact factory regarding mating connections for CANBus feature.*