

LITHIONICS BATTERY®

LITHIUM-ION IRON PHOSPHATE BATTERY SYSTEMS



MODEL NUMBER:
GTX12V320A-E2107-CS200


Designed with Bluetooth® Wireless Monitoring,
Internal Heater Kit, UL Aux. DC Breaker support,
Aluminum Alloy Enclosure



INTERNAL BMS
VERSION



Wireless Battery Monitoring via
Lithionics Battery® Monitor App



Application Note: Compatible with a Maximum Inverter Size of 3000 Watts. Do Not Connect to Larger Inverters or to Parallel-Connected Inverters. Contact Lithionics Battery for a custom version for use with Victron 3000W inverters.

Item	Description
Model	GTX12V320A-E2107-CS200
Nominal Voltage	12.8V
Nominal Capacity	320Ah
Nominal Watt Hours	4096Wh
Internal Resistance	<3mΩ
Charge	
Charging temperature range	32F/0C to 131F/55C
Charge voltage	14.4V
Recommended float charge voltage(for standby use)	13.4-13.6V
Recommended charge current*	150A
Maximum charge current*	200A
Discharge	
Discharging temperature range	-4F/-20C to 131F/55C
Operating Voltage Range	10.4-13.4V
Recommended discharge current*	150A
Maximum discharge current*	230A
Pulse discharge current (1 second)	1200A
Discharge cut-off voltage	NeverDie® Power Reserve @ 12.0V Low-Voltage Cut-Off @10.4V
Mechanical	
Dimensions	Length 20.3" Width 6.4" Height 10.0"
Mounting Orientation	Upright position only (terminals up)
Weight	Approx. 68lbs (30.8kg)
Terminal Bolt Size	M8-1.25x14mm
Storage	
Storage Temperature & Humidity Range	< 1 Month -4~95°F (-20~35°C), 45~75%RH < 3 Months 14~86°F (-10~30°C), 45~75%RH Recommended storage 59~95°F (15~35°C), 45%RH~75%RH
Long Term Storage	If the battery needs to be stored for > 3 months the voltage should be 13.2V (50%SOC), and stored at the recommended storage specifications shown above. Additionally, the battery needs at least one charge & discharge cycle every six months.
Self-discharge rate	Residual capacity ≤3% per month; ≤15% per year Reversible capacity ≤1.5%per month; ≤8% per year

* Maximum charging and discharging rates apply depending upon the ambient temperature and duty cycle of the system.
UL1973 tests of maximum charge and discharge current were performed at 25°C/77°F

INTERNAL NEVERDIE® BMS FEATURES

- NeverDie® Power Reserve (Spare Fuel) for Hotel Loads and Engine Cranking
- Over-Charge, Over-Discharge and Short-Circuit Protection (LVC, HVC, SCC)
- Low/High Temperature Charge/Discharge Protection
- Internal Heating Kit: Permits Charging as low as -20C/-4F
- Pushbutton On/Off switch for Safety and Storage
- Battery Gauge and Status Codes for Health Monitoring
- Bluetooth wireless telemetry with Lithionics Battery iOS and Android app
- CANbus telemetry in the RVIA RV-C format (M12)
- An alternator Field Control Circuit (FCC) (AMPSEAL8)
- Remote LED illuminated On/Off Power switch (AMPSEAL8)
- Auxiliary DC Breaker control (AMPSEAL8)



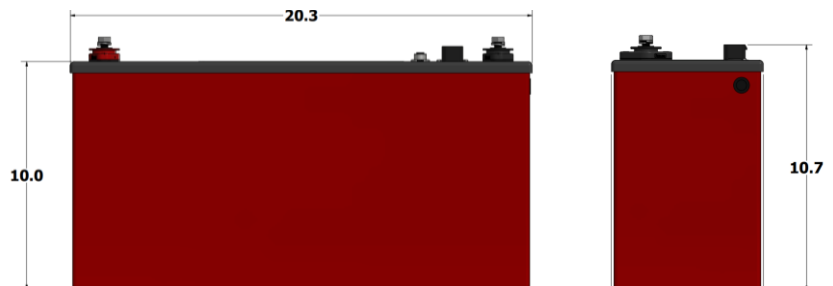
30% Smaller than 3 x 100Ah Group31
Batteries, with Extra 20Ah to Spare

ENERGY

320 AMP HOURS

PULSE AMPS: 1200 (1 SEC)

4096 WATT-HOURS



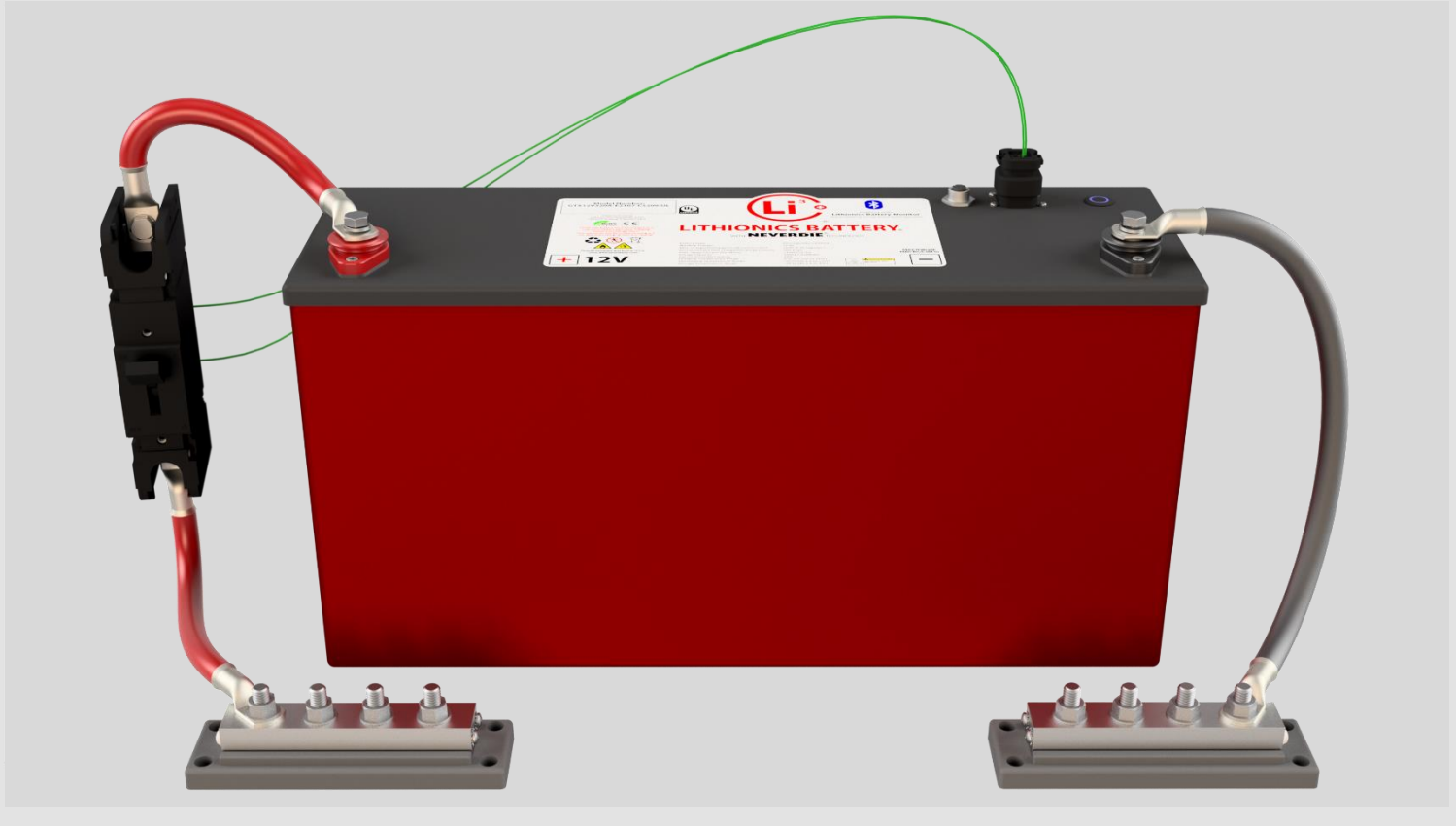
LITHIONICS BATTERY®

LITHIUM-ION IRON PHOSPHATE BATTERY SYSTEMS



PART NUMBER:
53-200 Auxiliary DC Breaker

EXTERNAL
ACCESSORIES



About the Auxiliary DC Breaker

When the Auxiliary DC Breaker is connected to the GTX12V320A-E2107-CS200-UL battery it qualifies as a UL1973 Listed system. UL1973 Listing represents a high degree of safety and performance tested by Underwriter Laboratories. The system works by using the Auxiliary DC Breaker as a redundant disconnect device if the battery must be isolated from its loads. The Auxiliary DC Breaker also replaces the need for a fuse and can serve as a manual disconnect for storage and maintenance via its toggle switch.

The 2 control wires for this added feature are wired through the 8-pin AMPSEAL connector.

