



LITHIONICS BATTERY®

LITHIUM ION IRON PHOSPHATE BATTERY SYSTEMS



MODEL NUMBER:
GTX12V555A-F27-DIN-MODULE

EXTERNAL BMS
VERSION

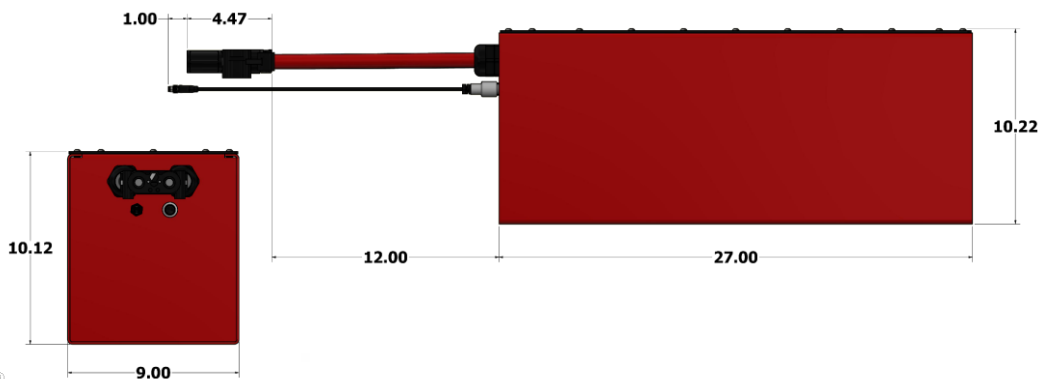


EXTERNAL BMS REQUIRED

**BMS SOLD SEPARATELY. SEE BMS
DATA SHEET PROVIDED BY LITHIONICS
BATTERY®.**

Item	Description	
Model	GTX12V555A-F27-DIN-MODULE	
Nominal Voltage	12.8V	
Nominal Capacity	555Ah	
Nominal Watt Hours	7,100Wh	
Internal Resistance	<3mΩ	
Charge		
Charging temperature range	32F/0C to 131F/55C	
Charge voltage	14.6V	
Recommended float charge voltage(for standby use)	13.4V	
Recommended charge current	285A	
Allowed max charge current*	400A	
Discharge		
Discharging temperature range	-4F/-20C to 131F/55C	
Operating Voltage Range	11.6V to 13.4V	
Recommended discharge current*	285A	
Max discharge current*	400A	
Pulse discharge current	1,100A	
Discharge cut-off voltage	NeverDie® Power Reserve @ 12.0V Low-Voltage Cut-Off @11.6V	
Mechanical		
Dimensions	Length 27.0" Width 9.0" Height 10.2"	
Weight	Approx. 119lbs (54kg)	
Storage		
Storage Temperature & Humidity Range	< 1 Month	-4~95°F (-20~35°C), 45~75%RH
	< 3 Months	14~86°F (-10~30°C), 45~75%RH
	Recommended storage	59~95°F (15~35°C), 45%RH~75%RH
Long Term Storage	If the battery needs to be stored for > 3 months the voltage should be 13.2V (50%SOC), and stored at the recommended storage specifications shown above. Additionally, the battery needs at least one charge & discharge cycle every six months.	
Self-discharge rate	Residual capacity	≤3% per month; ≤15% per year
	Reversible capacity	≤1.5%per month; ≤8% per year

* Maximum charging and discharging rates apply depending upon the ambient temperature and duty cycle of the system. ULI973 tests of maximum charge and discharge current were performed at 25°C/77°F



NEVERDIE®

ENERGY

555 AMP HOURS

PULSE AMPS: 1100 (1 SEC)

7100 WATT-HOURS

WARNING

1. LITHIUM BATTERIES ARE NOT DESIGNED FOR CHARGING IN SUB-FREEZING TEMPERATURES. CONTACT LITHIONICS BATTERY® FOR DETAILS ON OUR COLD WEATHER PACKAGE.
2. INSTALLATION: IT IS RECOMMENDED THAT BATTERIES BE INSTALLED CABLE OR TERMINAL SIDE UP.

NOTE: CONTACT LITHIONICS BATTERY® FOR A USER INSTALLATION GUIDE & STORAGE PROCEDURES. FOLLOW THE GUIDE TO ENSURE FITNESS OF USE & WARRANTY.

**12V
GTX
SERIES**